

ZX/ZW

Технические характеристики

По вопросам продаж и поддержки обращайтесь:

Алматы (7273)495-231	Казань (843)206-01-48	Новокузнецк (3843)20-46-81	Смоленск (4812)29-41-54
Архангельск (8182)63-90-72	Калининград (4012)72-03-81	Новосибирск (383)227-86-73	Сочи (862)225-72-31
Астрахань (8512)99-46-04	Калуга (4842)92-23-67	Омск (3812)21-46-40	Ставрополь (8652)20-65-13
Барнаул (3852)73-04-60	Кемерово (3842)65-04-62	Орел (4862)44-53-42	Сургут (3462)77-98-35
Белгород (4722)40-23-64	Киров (8332)68-02-04	Оренбург (3532)37-68-04	Тверь (4822)63-31-35
Брянск (4832)59-03-52	Краснодар (861)203-40-90	Пенза (8412)22-31-16	Томск (3822)98-41-53
Владивосток (423)249-28-31	Красноярск (391)204-63-61	Пермь (342)205-81-47	Тула (4872)74-02-29
Волгоград (844)278-03-48	Курск (4712)77-13-04	Ростов-на-Дону (863)308-18-15	Тюмень (3452)66-21-18
Вологда (8172)26-41-59	Липецк (4742)52-20-81	Рязань (4912)46-61-64	Ульяновск (8422)24-23-59
Воронеж (473)204-51-73	Магнитогорск (3519)55-03-13	Самара (846)206-03-16	Уфа (347)229-48-12
Екатеринбург (343)384-55-89	Москва (495)268-04-70	Санкт-Петербург (812)309-46-40	Хабаровск (4212)92-98-04
Иваново (4932)77-34-06	Мурманск (8152)59-64-93	Саратов (845)249-38-78	Челябинск (351)202-03-61
Ижевск (3412)26-03-58	Набережные Челны (8552)20-53-41	Севастополь (8692)22-31-93	Череповец (8202)49-02-64
Иркутск (395)279-98-46	Нижний Новгород (831)429-08-12	Симферополь (3652)67-13-56	Ярославль (4852)69-52-93
Россия (495)268-04-70	Киргизия (996)312-96-26-47	Казахстан (7172)727-132	



For Oil Sewage and Chemical Liquid Horizontal Self-Priming Chemical Pumps

ZX self-suction pump is applicable for environment protection, architecture, fire control, chemical, pharmaceutical, printing and dyeing, brewing, electric power, paper-making

Product Description

The self priming centrifugal pump is developed according ISO2858 standard, there are ZX self priming centrifugal pumps, ZW self priming non-clog degree pump, FZB(PZB)fluoroplastic self priming pump corrosion resistance pump and the CYZ-A self priming centrifugal oil pump. CYZ-A self priming centrifugal oil pump is widely used in oil industry, land oil depot, oil tank truck, etc. It is suitable for bilge pump, fire pump and so on. It can also be used

as a scavenging pump on water vessels, and the cleaning effect is very good. If you choose using corrosion-resistant mechanical seal and stainless steel material, the pump can also be used in chemical industry, pharmaceutical industry, brewing, electroplating, printing, papermaking, power mine and other industries.

Character:

The self priming centrifugal pump has simple structure, so it is easy to operate and repair. It has high efficiency, long service life, stable operation and strong self priming ability. There is no need to install the bottom valve in the pipeline, only need to ensure that the pump body is stored with a certain amount of liquid before work. Thus simplifying the plumbing system and improving working conditions.

Typical Uses:

The medium temperature should be less or equal to 80°C. This product is widely apply to:

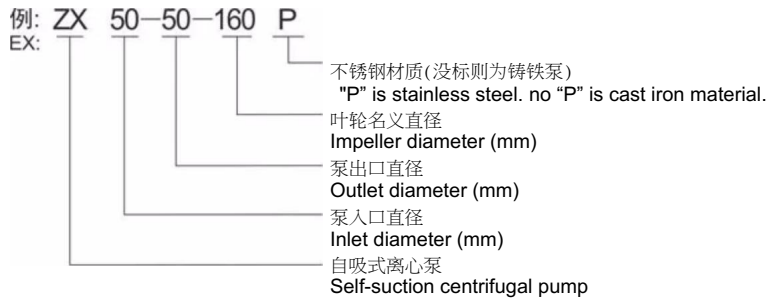
Chemical Industry	Petroleum Industry	Pharmaceutical Industry
Biological Industry	Nuclear Power Plant	Nonferrous Metal
Food Industry	Automotive Industry	Municipal Water Supply

GENERAL

ZX型自吸泵适用于城市环保、建筑、消防、化工、制药、染料、印染、酿造、电力、电镀、造纸、工矿冲洗、设备冷却等。

ZX self-suction pump is applicable for environment protection, architecture, fire control, chemical, pharmaceutical, printing and dyeing, brewing, electric power, galvanizing, paper-making, etc.

MEANING OF THE MODEL



OPERATION PARAMETER

口径: DN25 ~ DN150mm

流量: 2.5 ~ 160m³/h

扬程: 17 ~ 80 m

转速: 2900r/min

工作温度: <120°C

粘度: <100mm²/s

压力: <1.6Mpa

自吸高度: <5m

电机功率: 1.1 ~ 55kW

Caliber: DN25 ~ DN150mm

Capacity: 2K ~ 160m³/h

Head: 17 ~ 80m

Rotate speed: 2900r/min

Work temperature: \leq 120°C

Viscosity: <100mm²/s

Pressure: \leq 1.6Mpa

Self-suction height: \leq 5m

Motor power: 1.1 ~ 55kW

PERFORMANCE PARAMETER

型号 Model	流量 Capacity (m ³ /h)	扬程 Head (m)	转速 Rotatē speed (r/min)	自吸高度 Self-suction height (m)	功率Power (kW)		效率 Efficiency (%)	重量 Weight (kg)
					轴功率 Shaft power	电机功率 Motor power		
ZX25-25-125	3.2	20	2900	5	0.46	1.1	36	58
ZX25-25-160	3.2	32		5	0.8	1.5	33	69
ZX32-25-160	3.2	32		5	0.82	1.5	34	72
ZX32-25-180	3.2	40		5	1.4	4	20	120
ZX32-25-200	3.2	50		5	1.6	4	28	125

(续)

型号 Model	流量 Capacity (m ³ /h)		转速 Rotate speed (r/min)	自吸高度 Self-suction height (m)	功率 Power (kW)		效率 Efficiency (%)	重量 Weight (kg)
					轴功率 Shaft power	电机功率 Motor power		
ZX40-32-125	6.3	20	2900	5	0.87	1.5	40	74
ZX40-32-160	6.3	30		5	1.37	2.2	40	70
ZX40-32-180	6.3	40		5	2.53	4	43	129
ZX40-32-200	6.3	50		5	2	4	43	150
ZX50-50-125	12.5	20		5	1.8	2.2	55	186
ZX50-50-160	12.5	32		5	2.7	4	40	127
ZX50-50-180	12.5	40		5	2.7	4	50	136
ZX50-50-200	12.5	50		5	4.3	5.5	40	145
ZX50-50-230	12.5	60		5	6.2	7.5	40	173
ZX50-50-250	12.5	70		5	9.8		42	223
ZX65-50-125	25	17		4.5	2	3	58	110
ZX65-50-160	25	32		4.5	4.4		50	150
ZX65-50-200	25	50		4.5	6.8	7.5	50	171
ZX65-50-250	25	70			15	15	40	230
ZX80-65-125	35	17		4.5	3.1	4	52	115
ZX80-65-140	50			4.5	4.4	5.5	62	140
ZX80-65-160	50			4.5	6.8	7.5	64	163
ZX80-65-200	60			4.5	15	18.5	55	260
ZX80-65-230	55	60		4.5	15	18.5	60	262
ZX80-65-250	60	70		4.5	20.1	22	57	303
ZX100-100-125	100	20		4.5	7.8	11	70	241
ZX100-100-160	100	32		4.5	15.9	18.5	55	280
ZX100-100-180	100	40		4.5	16.3	18.5	67	435
ZX100-100-200	100	50		4.5	18.5	22	74	474
ZX100-100-230	100	65		4.5	27.7	30	64	570
ZX100-100-250	70	80		4.5	24.2	30	63	600
ZX150-100-200	160	55		4	39.2	45	61	7的
ZX150-100-250	160	75		4	53.6	55	61	820

注：性能超出此范围，可另行设计。

Note: We can special design for you if the pump is not including in this table.

PERFORMANCE PARAMETER

型号 Model	流量 Capacity (m ³ /h)	扬程 Head (m)	转速 Rotate speed (r/min)	自吸高度 Self-suction height (m)	电机功率 Motor power (kW)	效率 Efficiency (%)	重量 Weight (kg)
ZW25-8-15	8	15	2900	4.5	1.5	45	100
ZW32-5-20	5	20	2900	4.5	2.2	45	100
ZW32-10-20	10	20	2900	4.5	2.2	45	100
ZW32-20-12	20	12	2900	4.5	3	45	100
ZW40-10-20	10	20	2900	4.5	2.2	45	100
ZW40-20-15	20	15	2900	4.5	2.2	45	100
ZW40-15-30	15	30	2900	4.5	3	60	120
ZW50-10-20	10	20	2900	4.5	2.2	58	100
ZW50-20-12	20	12	2900	4.5	2.2	45	100
ZW50-15-30	15	30	2900	4.5	3	60	120
ZW50-20-35	20	35	2900	4.5	5.5	48	150
ZW65-30-18	30	18	1450	4.5	4	60	200
ZW65-25-30	25	30	2900	4.5	5.5	50	200
ZW65-25-40	25	40	2900	4.5	7.5	55	200
ZW65-40-25	40	25	1450	4.5		50	200
ZW80-40-16	40	16	1450	4	4	62	240
ZW80-40-25	40	25	2900	4	7.5	50	200
ZW80-25-40	25	40	2900	4	7.5	50	200
ZW80-65-25	65	25	2900 [^]	4	7.5	52	240
ZW80-80-35	80	35	2900	4	15	62	285
ZW80-40-50	40	50	2900	4	18.5	50	450
ZW80-50-60	50	60	2900	4	22	55	340
ZW100-100-15	100	15	1450	4	7.5	65	300
ZW100-80-20	80	20	1450	4	7.5	65	300
ZW100-100-20	100	20	1450	4	11	53	340
ZW100-100-30	100	30	2900	4	22	53	510
ZW125-120-20	120	20	1450	4	15	60	500
ZW150-180-14	180	14	1450	4	15	60	500
ZW150-180-20	180	20	1450	4	22	60	570
ZW150-180-30	180	30	1450	4	37	65	680
ZW150-180-38	180	38	1450	4	55	45	800
ZW200-280-14	280	14	1450	4	22	65	700
ZW200-280-28	280	28	1450	4	55	55	940
ZW200-300-18	300	18	1450	4	37	65	800
ZW250-420-20	420	20	1450	4	55	61	1150
ZW300-800-14	800	14	1450	4	55	65	1400

PERFORMANCE PARAMETER

型号 Model	流量 Capacity (m³/h)	扬程 Head (m)	转速 Rotate speed (r/min)	自吸高度 Self-suction height (m)	功率 Power(kW)		效率 Efficiency (%)	重量 Weight (kg)
					轴功率 Shaft power	电机功率 Motor power		
25CZY-A-20	3.2	20	2900	5	0.6	1.1	38	72
25CZY-A-32	3.2	32	2900	5	1.1	1.5	30	80
40CZY-A-20	6.3	20	2900	5	1	1.5	33	85
40CZY-A-32	6.3	32	2900	5	1.21	2.2	39	100
40CZY-A-40	10	40	2900	5	2.7	4	40	138
50CZY-A-12	15	12	2900	5	1.1	1.5	45	90
50CZY-A-20	18	20	2900	5	1.8	2.2	55	98
50CZY-A-30	20	30	2900	5	2.6	4	63	140
50CZY-A-35	14	35	2900	5	2.7	4	49	145
50CZY-A-40	10	40	2900	5	2.7	4	40	145
50CZY-A-50	12.5	50	2900	5	4.3	5.5	40	160
50CZY-A-60	15	60	2900	5	6.2	7.5	40	190
50CZY-A-75	20	75	2900	5	9.8	11	42	240
65CZY-A-15	30	15	2900	5	1.9		65	100
65CZY-A-25	30	25	2900	5	3.2	5.5	67	125
65CZY-A-32	25	32	2900	5	4.4	5.5	50	165
80CZY-A-13	35	13	2900	4.5	2.9	4	42	107
80CZY-A-17	43	17	2900	4.5	3.1	4	64	156
80CZY-A-22	40	22	2900	4.5	4.4	5.5	55	169
80CZY-A-25	50	25	2900^	4.5	5.2	7.5	66	177
80CZY-A-32	50	32	2900	4.5	6.8	7.5	64	180
80CZY-A-55	60	55	2900	4.5	15	18.5	60	310
80CZY-A-70	60		2900	4.5	20.1	22	57	333
100CZY-A-20	100	20	2900	4.5	7.8	11	70	258
100CZY-A-32	100	32	2900	4.5	13.2	15	65	310
100CZY-A-40	100	40	2900	4.5	15.1	18.5	72	455
100CZY-A-65	100	65	2900	4.5	27.7	30	64	620
100CZY-A-80	70	75	2900	4.5	22.4	30	64	650
150CZY-A-45	170	45	2900	4	25.7	37	62	600
150CZY-A-55	160	55	2900	4	39.2	45	65	830
150CZY-A-65	170	65	2900	4	46.3	55	65	957
150CZY-A-65A	170	65	1450	4	49.8	55	60	1138
150CZY-A-80	150	80	2900	4	53.6	55	65	986
200CZY-A-32	400	32	1450	4	52.1	55	67	1205
200CZY-A-63	280	63	1450	4	73.9	90	65	1338
200CZY-A-65	350	65	1450	4	97.2	110	64	1553
250CZY-A-32	550	32	1450	4	72.3	75	66	1307
250CZY-A-50	400	50	1450	4	80	90	68	1486
250CZY-A-55	450	55	1450	4	102.1	110	66	1681
300CZY-A-32	600	32	1450	4	79.2	90	66	1608
300CZY-A-50	500	50	1450	4	104.6	110	65	1728
300CZY-A-55	550	55	1450	4	117.6	132	70	1995



Bronze Impeller Stainless Steel Self-Priming Magnetic Pump

ZX self-suction pump is applicable for environment protection, architecture, fire control, chemical, pharmaceutical, printing and dyeing, brewing, electric power, paper-making

Product Description

The self priming centrifugal pump is developed according ISO2858 standard, there are ZX self priming centrifugal pumps, ZW self priming non-clog degree pump, FZB(PZB)fluoroplastic self priming pump corrosion resistance pump and the CYZ-A self priming centrifugal oil pump. CYZ-A self priming centrifugal oil pump is widely used in oil industry, land oil depot, oil tank truck, etc. It is suitable for bilge pump, fire pump and so on. It can also be used as a scavenging pump on water vessels, and the cleaning effect is

very good. If you choose using corrosion-resistant mechanical seal and stainless steel material, the pump can also be used in chemical industry, pharmaceutical industry, brewing, electroplating, printing, papermaking, power mine and other industries.

Character:

The self priming centrifugal pump has simple structure, so it is easy to operate and repair. It has high efficiency, long service life, stable operation and strong self priming ability. There is no need to install the bottom valve in the pipeline, only need to ensure that the pump body is stored with a certain amount of liquid before work. Thus simplifying the plumbing system and improving working conditions.

Typical Uses:

The medium temperature should be less or equal to 80°C. This product is widely apply to:

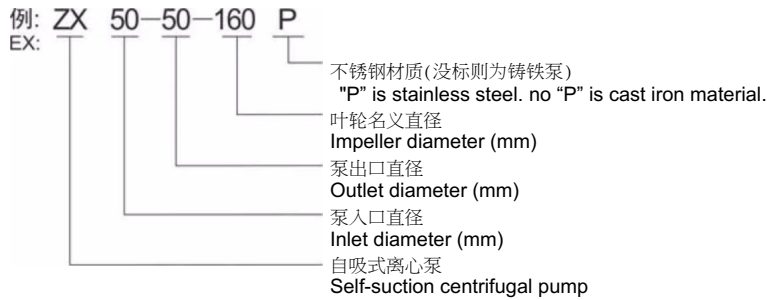
Chemical Industry	Petroleum Industry	Pharmaceutical Industry
Biological Industry	Nuclear Power Plant	Nonferrous Metal
Food Industry	Automotive Industry	Municipal Water Supply

GENERAL

ZX型自吸泵适用于城市环保、建筑、消防、化工、制药、染料、印染、酿造、电力、电镀、造纸、工矿冲洗、设备冷却等。

ZX self-suction pump is applicable for environment protection, architecture, fire control, chemical, pharmaceutical, printing and dyeing, brewing, electric power, galvanizing, paper-making, etc.

MEANING OF THE MODEL



OPERATION PARAMETER

口径: DN25 ~ DN150mm

流量: 2.5 ~ 160m³/h

扬程: 17 ~ 80 m

转速: 2900r/min

工作温度: <120°C

粘度: <100mm²/s

压力: <1.6Mpa

自吸高度: <5m

电机功率: 1.1 ~ 55kW

Caliber: DN25 ~ DN150mm

Capacity: 2K ~ 160m³/h

Head: 17 ~ 80m

Rotate speed: 2900r/min

Work temperature: \leq 120°C

Viscosity: <100mm²/s

Pressure: \leq 1.6Mpa

Self-suction height: \leq 5m

Motor power: 1.1 ~ 55kW

PERFORMANCE PARAMETER

型号 Model	流量 Capacity (m ³ /h)	扬程 Head (m)	转速 Rotatē speed (r/min)	自吸高度 Self-suction height (m)	功率Power (kW)		效率 Efficiency (%)	重量 Weight (kg)
					轴功率 Shaft power	电机功率 Motor power		
ZX25-25-125	3.2	20	2900	5	0.46	1.1	36	58
ZX25-25-160	3.2	32		5	0.8	1.5	33	69
ZX32-25-160	3.2	32		5	0.82	1.5	34	72
ZX32-25-180	3.2	40		5	1.4	4	20	120
ZX32-25-200	3.2	50		5	1.6	4	28	125

(续)

型号 Model	流量 Capacity (m ³ /h)		转速 Rotate speed (r/min)	自吸高度 Self-suction height (m)	功率 Power (kW)		效率 Efficiency (%)	重量 Weight (kg)
					轴功率 Shaft power	电机功率 Motor power		
ZX40-32-125	6.3	20	2900	5	0.87	1.5	40	74
ZX40-32-160	6.3	30		5	1.37	2.2	40	70
ZX40-32-180	6.3	40		5	2.53	4	43	129
ZX40-32-200	6.3	50		5	2	4	43	150
ZX50-50-125	12.5	20		5	1.8	2.2	55	186
ZX50-50-160	12.5	32		5	2.7	4	40	127
ZX50-50-180	12.5	40		5	2.7	4	50	136
ZX50-50-200	12.5	50		5	4.3	5.5	40	145
ZX50-50-230	12.5	60		5	6.2	7.5	40	173
ZX50-50-250	12.5	70		5	9.8		42	223
ZX65-50-125	25	17		4.5	2	3	58	110
ZX65-50-160	25	32		4.5	4.4		50	150
ZX65-50-200	25	50		4.5	6.8	7.5	50	171
ZX65-50-250	25	70			15	15	40	230
ZX80-65-125	35	17		4.5	3.1	4	52	115
ZX80-65-140	50			4.5	4.4	5.5	62	140
ZX80-65-160	50			4.5	6.8	7.5	64	163
ZX80-65-200	60			4.5	15	18.5	55	260
ZX80-65-230	55	60		4.5	15	18.5	60	262
ZX80-65-250	60	70		4.5	20.1	22	57	303
ZX100-100-125	100	20		4.5	7.8	11	70	241
ZX100-100-160	100	32		4.5	15.9	18.5	55	280
ZX100-100-180	100	40		4.5	16.3	18.5	67	435
ZX100-100-200	100	50		4.5	18.5	22	74	474
ZX100-100-230	100	65		4.5	27.7	30	64	570
ZX100-100-250	70	80		4.5	24.2	30	63	600
ZX150-100-200	160	55		4	39.2	45	61	7的
ZX150-100-250	160	75		4	53.6	55	61	820

注：性能超出此范围，可另行设计。

Note: We can special design for you if the pump is not including in this table.

PERFORMANCE PARAMETER

型号 Model	流量 Capacity (m ³ /h)	扬程 Head (m)	转速 Rotate speed (r/min)	自吸高度 Self-suction height (m)	电机功率 Motor power (kW)	效率 Efficiency (%)	重量 Weight (kg)
ZW25-8-15	8	15	2900	4.5	1.5	45	100
ZW32-5-20	5	20	2900	4.5	2.2	45	100
ZW32-10-20	10	20	2900	4.5	2.2	45	100
ZW32-20-12	20	12	2900	4.5	3	45	100
ZW40-10-20	10	20	2900	4.5	2.2	45	100
ZW40-20-15	20	15	2900	4.5	2.2	45	100
ZW40-15-30	15	30	2900	4.5	3	60	120
ZW50-10-20	10	20	2900	4.5	2.2	58	100
ZW50-20-12	20	12	2900	4.5	2.2	45	100
ZW50-15-30	15	30	2900	4.5	3	60	120
ZW50-20-35	20	35	2900	4.5	5.5	48	150
ZW65-30-18	30	18	1450	4.5	4	60	200
ZW65-25-30	25	30	2900	4.5	5.5	50	200
ZW65-25-40	25	40	2900	4.5	7.5	55	200
ZW65-40-25	40	25	1450	4.5		50	200
ZW80-40-16	40	16	1450	4	4	62	240
ZW80-40-25	40	25	2900	4	7.5	50	200
ZW80-25-40	25	40	2900	4	7.5	50	200
ZW80-65-25	65	25	2900 [^]	4	7.5	52	240
ZW80-80-35	80	35	2900	4	15	62	285
ZW80-40-50	40	50	2900	4	18.5	50	450
ZW80-50-60	50	60	2900	4	22	55	340
ZW100-100-15	100	15	1450	4	7.5	65	300
ZW100-80-20	80	20	1450	4	7.5	65	300
ZW100-100-20	100	20	1450	4	11	53	340
ZW100-100-30	100	30	2900	4	22	53	510
ZW125-120-20	120	20	1450	4	15	60	500
ZW150-180-14	180	14	1450	4	15	60	500
ZW150-180-20	180	20	1450	4	22	60	570
ZW150-180-30	180	30	1450	4	37	65	680
ZW150-180-38	180	38	1450	4	55	45	800
ZW200-280-14	280	14	1450	4	22	65	700
ZW200-280-28	280	28	1450	4	55	55	940
ZW200-300-18	300	18	1450	4	37	65	800
ZW250-420-20	420	20	1450	4	55	61	1150
ZW300-800-14	800	14	1450	4	55	65	1400

PERFORMANCE PARAMETER

型号 Model	流量 Capacity (m³/h)	扬程 Head (m)	转速 Rotate speed (r/min)	自吸高度 Self-suction height (m)	功率 Power(kW)		效率 Efficiency (%)	重量 Weight (kg)
					轴功率 Shaft power	电机功率 Motor power		
25CZY-A-20	3.2	20	2900	5	0.6	1.1	38	72
25CZY-A-32	3.2	32	2900	5	1.1	1.5	30	80
40CZY-A-20	6.3	20	2900	5	1	1.5	33	85
40CZY-A-32	6.3	32	2900	5	1.21	2.2	39	100
40CZY-A-40	10	40	2900	5	2.7	4	40	138
50CZY-A-12	15	12	2900	5	1.1	1.5	45	90
50CZY-A-20	18	20	2900	5	1.8	2.2	55	98
50CZY-A-30	20	30	2900	5	2.6	4	63	140
50CZY-A-35	14	35	2900	5	2.7	4	49	145
50CZY-A-40	10	40	2900	5	2.7	4	40	145
50CZY-A-50	12.5	50	2900	5	4.3	5.5	40	160
50CZY-A-60	15	60	2900	5	6.2	7.5	40	190
50CZY-A-75	20	75	2900	5	9.8	11	42	240
65CZY-A-15	30	15	2900	5	1.9		65	100
65CZY-A-25	30	25	2900	5	3.2	5.5	67	125
65CZY-A-32	25	32	2900	5	4.4	5.5	50	165
80CZY-A-13	35	13	2900	4.5	2.9	4	42	107
80CZY-A-17	43	17	2900	4.5	3.1	4	64	156
80CZY-A-22	40	22	2900	4.5	4.4	5.5	55	169
80CZY-A-25	50	25	2900^	4.5	5.2	7.5	66	177
80CZY-A-32	50	32	2900	4.5	6.8	7.5	64	180
80CZY-A-55	60	55	2900	4.5	15	18.5	60	310
80CZY-A-70	60		2900	4.5	20.1	22	57	333
100CZY-A-20	100	20	2900	4.5	7.8	11	70	258
100CZY-A-32	100	32	2900	4.5	13.2	15	65	310
100CZY-A-40	100	40	2900	4.5	15.1	18.5	72	455
100CZY-A-65	100	65	2900	4.5	27.7	30	64	620
100CZY-A-80	70	75	2900	4.5	22.4	30	64	650
150CZY-A-45	170	45	2900	4	25.7	37	62	600
150CZY-A-55	160	55	2900	4	39.2	45	65	830
150CZY-A-65	170	65	2900	4	46.3	55	65	957
150CZY-A-65A	170	65	1450	4	49.8	55	60	1138
150CZY-A-80	150	80	2900	4	53.6	55	65	986
200CZY-A-32	400	32	1450	4	52.1	55	67	1205
200CZY-A-63	280	63	1450	4	73.9	90	65	1338
200CZY-A-65	350	65	1450	4	97.2	110	64	1553
250CZY-A-32	550	32	1450	4	72.3	75	66	1307
250CZY-A-50	400	50	1450	4	80	90	68	1486
250CZY-A-55	450	55	1450	4	102.1	110	66	1681
300CZY-A-32	600	32	1450	4	79.2	90	66	1608
300CZY-A-50	500	50	1450	4	104.6	110	65	1728
300CZY-A-55	550	55	1450	4	117.6	132	70	1995



Bronze Impeller Stainless Steel Self-Priming Driven Magnetic Pump

ZX self-suction pump is applicable for environment protection, architecture, fire control, chemical, pharmaceutical, printing and dyeing, brewing, electric power, paper-making

Product Description

The self priming centrifugal pump is developed according ISO2858 standard, there are ZX self priming centrifugal pumps, ZW self priming non-clog degree pump, FZB(PZB)fluoroplastic self priming pump corrosion resistance pump and the CYZ-A self priming centrifugal oil pump. CYZ-A self priming centrifugal oil pump is widely used in oil industry, land oil depot, oil tank truck, etc. It is suitable for bilge pump, fire pump and so on. It can also be used as a scavenging pump on water vessels, and the cleaning effect is

very good. If you choose using corrosion-resistant mechanical seal and stainless steel material, the pump can also be used in chemical industry, pharmaceutical industry, brewing, electroplating, printing, papermaking, power mine and other industries.

Character:

The self priming centrifugal pump has simple structure, so it is easy to operate and repair. It has high efficiency, long service life, stable operation and strong self priming ability. There is no need to install the bottom valve in the pipeline, only need to ensure that the pump body is stored with a certain amount of liquid before work. Thus simplifying the plumbing system and improving working conditions.

Typical Uses:

The medium temperature should be less or equal to 80°C. This product is widely apply to:

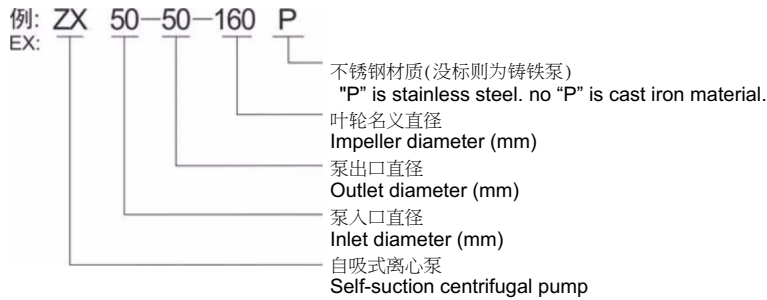
Chemical Industry	Petroleum Industry	Pharmaceutical Industry
Biological Industry	Nuclear Power Plant	Nonferrous Metal
Food Industry	Automotive Industry	Municipal Water Supply

GENERAL

ZX型自吸泵适用于城市环保、建筑、消防、化工、制药、染料、印染、酿造、电力、电镀、造纸、工矿冲洗、设备冷却等。

ZX self-suction pump is applicable for environment protection, architecture, fire control, chemical, pharmaceutical, printing and dyeing, brewing, electric power, galvanizing, paper-making, etc.

MEANING OF THE MODEL



OPERATION PARAMETER

口径: DN25 ~ DN150mm

流量: 2.5 ~ 160m³/h

扬程: 17 ~ 80 m

转速: 2900r/min

工作温度: <120°C

粘度: <100mm²/s

压力: <1.6Mpa

自吸高度: <5m

电机功率: 1.1 ~ 55kW

Caliber: DN25 ~ DN150mm

Capacity: 2K ~ 160m³/h

Head: 17 ~ 80m

Rotate speed: 2900r/min

Work temperature: \leq 120°C

Viscosity: <100mm²/s

Pressure: \leq 1.6Mpa

Self-suction height: \leq 5m

Motor power: 1.1 ~ 55kW

PERFORMANCE PARAMETER

型号 Model	流量 Capacity (m ³ /h)	扬程 Head (m)	转速 Rotate speed (r/min)	自吸高度 Self-suction height (m)	功率Power (kW)		效率 Efficiency (%)	重量 Weight (kg)
					轴功率 Shaft power	电机功率 Motor power		
ZX25-25-125	3.2	20	2900	5	0.46	1.1	36	58
ZX25-25-160	3.2	32		5	0.8	1.5	33	69
ZX32-25-160	3.2	32		5	0.82	1.5	34	72
ZX32-25-180	3.2	40		5	1.4	4	20	120
ZX32-25-200	3.2	50		5	1.6	4	28	125

(续)

型号 Model	流量 Capacity (m ³ /h)		转速 Rotate speed (r/min)	自吸高度 Self-suction height (m)	功率 Power (kW)		效率 Efficiency (%)	重量 Weight (kg)
					轴功率 Shaft power	电机功率 Motor power		
ZX40-32-125	6.3	20	2900	5	0.87	1.5	40	74
ZX40-32-160	6.3	30		5	1.37	2.2	40	70
ZX40-32-180	6.3	40		5	2.53	4	43	129
ZX40-32-200	6.3	50		5	2	4	43	150
ZX50-50-125	12.5	20		5	1.8	2.2	55	186
ZX50-50-160	12.5	32		5	2.7	4	40	127
ZX50-50-180	12.5	40		5	2.7	4	50	136
ZX50-50-200	12.5	50		5	4.3	5.5	40	145
ZX50-50-230	12.5	60		5	6.2	7.5	40	173
ZX50-50-250	12.5	70		5	9.8		42	223
ZX65-50-125	25	17		4.5	2	3	58	110
ZX65-50-160	25	32		4.5	4.4		50	150
ZX65-50-200	25	50		4.5	6.8	7.5	50	171
ZX65-50-250	25	70			ir	15	40	230
ZX80-65-125	35	17		4.5	3.1	4	52	115
ZX80-65-140	50			4.5	4.4	5.5	62	140
ZX80-65-160	50			4.5	6.8	7.5	64	163
ZX80-65-200	60			4.5	15	18.5	55	260
ZX80-65-230	55	60		4.5	15	18.5	60	262
ZX80-65-250	60	70		4.5	20.1	22	57	303
ZX100-100-125	100	20		4.5	7.8	11	70	241
ZX100-100-160	100	32		4.5	15.9	18.5	55	280
ZX100-100-180	100	40		4.5	16.3	18.5	67	435
ZX100-100-200	100	50		4.5	18.5	22	74	474
ZX100-100-230	100	65		4.5	27.7	30	64	570
ZX100-100-250	70	80		4.5	24.2	30	63	600
ZX150-100-200	160	55		4	39.2	45	61	7的
ZX150-100-250	160	75		4	53.6	55	61	820

注：性能超出此范围，可另行设计。

Note: We can special design for you if the pump is not including in this table.

PERFORMANCE PARAMETER

型号 Model	流量 Capacity (m ³ /h)	扬程 Head (m)	转速 Rotate speed (r/min)	自吸高度 Self-suction height (m)	电机功率 Motor power (kW)	效率 Efficiency (%)	重量 Weight (kg)
ZW25-8-15	8	15	2900	4.5	1.5	45	100
ZW32-5-20	5	20	2900	4.5	2.2	45	100
ZW32-10-20	10	20	2900	4.5	2.2	45	100
ZW32-20-12	20	12	2900	4.5	3	45	100
ZW40-10-20	10	20	2900	4.5	2.2	45	100
ZW40-20-15	20	15	2900	4.5	2.2	45	100
ZW40-15-30	15	30	2900	4.5	3	60	120
ZW50-10-20	10	20	2900	4.5	2.2	58	100
ZW50-20-12	20	12	2900	4.5	2.2	45	100
ZW50-15-30	15	30	2900	4.5	3	60	120
ZW50-20-35	20	35	2900	4.5	5.5	48	150
ZW65-30-18	30	18	1450	4.5	4	60	200
ZW65-25-30	25	30	2900	4.5	5.5	50	200
ZW65-25-40	25	40	2900	4.5	7.5	55	200
ZW65-40-25	40	25	1450	4.5		50	200
ZW80-40-16	40	16	1450	4	4	62	240
ZW80-40-25	40	25	2900	4	7.5	50	200
ZW80-25-40	25	40	2900	4	7.5	50	200
ZW80-65-25	65	25	2900 [^]	4	7.5	52	240
ZW80-80-35	80	35	2900	4	15	62	285
ZW80-40-50	40	50	2900	4	18.5	50	450
ZW80-50-60	50	60	2900	4	22	55	340
ZW100-100-15	100	15	1450	4	7.5	65	300
ZW100-80-20	80	20	1450	4	7.5	65	300
ZW100-100-20	100	20	1450	4	11	53	340
ZW100-100-30	100	30	2900	4	22	53	510
ZW125-120-20	120	20	1450	4	15	60	500
ZW150-180-14	180	14	1450	4	15	60	500
ZW150-180-20	180	20	1450	4	22	60	570
ZW150-180-30	180	30	1450	4	37	65	680
ZW150-180-38	180	38	1450	4	55	45	800
ZW200-280-14	280	14	1450	4	22	65	700
ZW200-280-28	280	28	1450	4	55	55	940
ZW200-300-18	300	18	1450	4	37	65	800
ZW250-420-20	420	20	1450	4	55	61	1150
ZW300-800-14	800	14	1450	4	55	65	1400

PERFORMANCE PARAMETER

型号 Model	流量 Capacity (m³/h)	扬程 Head (m)	转速 Rotate speed (r/min)	自吸高度 Self-suction height (m)	功率 Power(kW)		效率 Efficiency (%)	重量 Weight (kg)
					轴功率 Shaft power	电机功率 Motor power		
25CZY-A-20	3.2	20	2900	5	0.6	1.1	38	72
25CZY-A-32	3.2	32	2900	5	1.1	1.5	30	80
40CZY-A-20	6.3	20	2900	5	1	1.5	33	85
40CZY-A-32	6.3	32	2900	5	1.21	2.2	39	100
40CZY-A-40	10	40	2900	5	2.7	4	40	138
50CZY-A-12	15	12	2900	5	1.1	1.5	45	90
50CZY-A-20	18	20	2900	5	1.8	2.2	55	98
50CZY-A-30	20	30	2900	5	2.6	4	63	140
50CZY-A-35	14	35	2900	5	2.7	4	49	145
50CZY-A-40	10	40	2900	5	2.7	4	40	145
50CZY-A-50	12.5	50	2900	5	4.3	5.5	40	160
50CZY-A-60	15	60	2900	5	6.2	7.5	40	190
50CZY-A-75	20	75	2900	5	9.8	11	42	240
65CZY-A-15	30	15	2900	5	1.9		65	100
65CZY-A-25	30	25	2900	5	3.2	5.5	67	125
65CZY-A-32	25	32	2900	5	4.4	5.5	50	165
80CZY-A-13	35	13	2900	4.5	2.9	4	42	107
80CZY-A-17	43	17	2900	4.5	3.1	4	64	156
80CZY-A-22	40	22	2900	4.5	4.4	5.5	55	169
80CZY-A-25	50	25	2900^	4.5	5.2	7.5	66	177
80CZY-A-32	50	32	2900	4.5	6.8	7.5	64	180
80CZY-A-55	60	55	2900	4.5	15	18.5	60	310
80CZY-A-70	60		2900	4.5	20.1	22	57	333
100CZY-A-20	100	20	2900	4.5	7.8	11	70	258
100CZY-A-32	100	32	2900	4.5	13.2	15	65	310
100CZY-A-40	100	40	2900	4.5	15.1	18.5	72	455
100CZY-A-65	100	65	2900	4.5	27.7	30	64	620
100CZY-A-80	70	75	2900	4.5	22.4	30	64	650
150CZY-A-45	170	45	2900	4	25.7	37	62	600
150CZY-A-55	160	55	2900	4	39.2	45	65	830
150CZY-A-65	170	65	2900	4	46.3	55	65	957
150CZY-A-65A	170	65	1450	4	49.8	55	60	1138
150CZY-A-80	150	80	2900	4	53.6	55	65	986
200CZY-A-32	400	32	1450	4	52.1	55	67	1205
200CZY-A-63	280	63	1450	4	73.9	90	65	1338
200CZY-A-65	350	65	1450	4	97.2	110	64	1553
250CZY-A-32	550	32	1450	4	72.3	75	66	1307
250CZY-A-50	400	50	1450	4	80	90	68	1486
250CZY-A-55	450	55	1450	4	102.1	110	66	1681
300CZY-A-32	600	32	1450	4	79.2	90	66	1608
300CZY-A-50	500	50	1450	4	104.6	110	65	1728
300CZY-A-55	550	55	1450	4	117.6	132	70	1995



SS304 SS316L Chemical Water Centrifugal Pumps

ZX self-suction pump is applicable for environment protection, architecture, fire control, chemical, pharmaceutical, printing and dyeing, brewing, electric power, paper-making

Product Description

The self priming centrifugal pump is developed according ISO2858 standard, there are ZX self priming centrifugal pumps, ZW self priming non-clog degree pump, FZB(PZB)fluoroplastic self priming pump corrosion resistance pump and the CYZ-A self priming centrifugal oil pump. CYZ-A self priming centrifugal oil pump is widely used in oil industry, land oil depot, oil tank truck, etc. It is suitable for bilge pump, fire pump and so on. It can also be used as a scavenging pump on water vessels, and the cleaning effect is

very good. If you choose using corrosion-resistant mechanical seal and stainless steel material, the pump can also be used in chemical industry, pharmaceutical industry, brewing, electroplating, printing, papermaking, power mine and other industries.

Character:

The self priming centrifugal pump has simple structure, so it is easy to operate and repair. It has high efficiency, long service life, stable operation and strong self priming ability. There is no need to install the bottom valve in the pipeline, only need to ensure that the pump body is stored with a certain amount of liquid before work. Thus simplifying the plumbing system and improving working conditions.

Typical Uses:

The medium temperature should be less or equal to 80°C. This product is widely apply to:

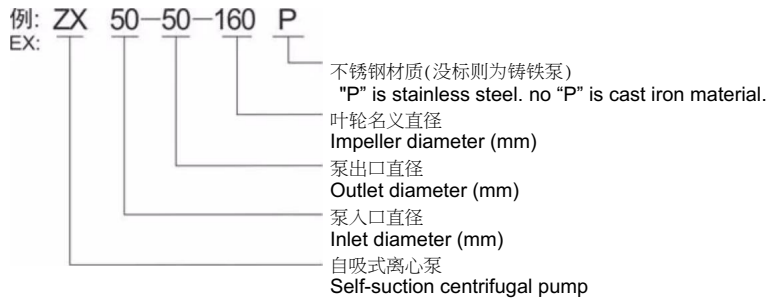
Chemical Industry	Petroleum Industry	Pharmaceutical Industry
Biological Industry	Nuclear Power Plant	Nonferrous Metal
Food Industry	Automotive Industry	Municipal Water Supply

GENERAL

ZX型自吸泵适用于城市环保、建筑、消防、化工、制药、染料、印染、酿造、电力、电镀、造纸、工矿冲洗、设备冷却等。

ZX self-suction pump is applicable for environment protection, architecture, fire control, chemical, pharmaceutical, printing and dyeing, brewing, electric power, galvanizing, paper-making, etc.

MEANING OF THE MODEL



OPERATION PARAMETER

口径: DN25 ~ DN150mm

流量: 2.5 ~ 160m³/h

扬程: 17 ~ 80 m

转速: 2900r/min

工作温度: <120°C

粘度: <100mm²/s

压力: <1.6Mpa

自吸高度: <5m

电机功率: 1.1 ~ 55kW

Caliber: DN25 ~ DN150mm

Capacity: 2K ~ 160m³/h

Head: 17 ~ 80m

Rotate speed: 2900r/min

Work temperature: \leq 120°C

Viscosity: <100mm²/s

Pressure: \leq 1.6Mpa

Self-suction height: \leq 5m

Motor power: 1.1 ~ 55kW

PERFORMANCE PARAMETER

型号 Model	流量 Capacity (m ³ /h)	扬程 Head (m)	转速 Rotate speed (r/min)	自吸高度 Self-suction height (m)	功率Power (kW)		效率 Efficiency (%)	重量 Weight (kg)
					轴功率 Shaft power	电机功率 Motor power		
ZX25-25-125	3.2	20	2900	5	0.46	1.1	36	58
ZX25-25-160	3.2	32		5	0.8	1.5	33	69
ZX32-25-160	3.2	32		5	0.82	1.5	34	72
ZX32-25-180	3.2	40		5	1.4	4	20	120
ZX32-25-200	3.2	50		5	1.6	4	28	125

(续)

型号 Model	流量 Capacity (m ³ /h)		转速 Rotate speed (r/min)	自吸高度 Self-suction height (m)	功率 Power (kW)		效率 Efficiency (%)	重量 Weight (kg)
					轴功率 Shaft power	电机功率 Motor power		
ZX40-32-125	6.3	20	2900	5	0.87	1.5	40	74
ZX40-32-160	6.3	30		5	1.37	2.2	40	70
ZX40-32-180	6.3	40		5	2.53	4	43	129
ZX40-32-200	6.3	50		5	2	4	43	150
ZX50-50-125	12.5	20		5	1.8	2.2	55	186
ZX50-50-160	12.5	32		5	2.7	4	40	127
ZX50-50-180	12.5	40		5	2.7	4	50	136
ZX50-50-200	12.5	50		5	4.3	5.5	40	145
ZX50-50-230	12.5	60		5	6.2	7.5	40	173
ZX50-50-250	12.5	70		5	9.8		42	223
ZX65-50-125	25	17		4.5	2	3	58	110
ZX65-50-160	25	32		4.5	4.4		50	150
ZX65-50-200	25	50		4.5	6.8	7.5	50	171
ZX65-50-250	25	70			15	15	40	230
ZX80-65-125	35	17		4.5	3.1	4	52	115
ZX80-65-140	50			4.5	4.4	5.5	62	140
ZX80-65-160	50			4.5	6.8	7.5	64	163
ZX80-65-200	60			4.5	15	18.5	55	260
ZX80-65-230	55	60		4.5	15	18.5	60	262
ZX80-65-250	60	70		4.5	20.1	22	57	303
ZX100-100-125	100	20		4.5	7.8	11	70	241
ZX100-100-160	100	32		4.5	15.9	18.5	55	280
ZX100-100-180	100	40		4.5	16.3	18.5	67	435
ZX100-100-200	100	50		4.5	18.5	22	74	474
ZX100-100-230	100	65		4.5	27.7	30	64	570
ZX100-100-250	70	80		4.5	24.2	30	63	600
ZX150-100-200	160	55		4	39.2	45	61	7的
ZX150-100-250	160	75		4	53.6	55	61	820

注：性能超出此范围，可另行设计。

Note: We can special design for you if the pump is not including in this table.

PERFORMANCE PARAMETER

型号 Model	流量 Capacity (m ³ /h)	扬程 Head (m)	转速 Rotate speed (r/min)	自吸高度 Self-suction height (m)	电机功率 Motor power (kW)	效率 Efficiency (%)	重量 Weight (kg)
ZW25-8-15	8	15	2900	4.5	1.5	45	100
ZW32-5-20	5	20	2900	4.5	2.2	45	100
ZW32-10-20	10	20	2900	4.5	2.2	45	100
ZW32-20-12	20	12	2900	4.5	3	45	100
ZW40-10-20	10	20	2900	4.5	2.2	45	100
ZW40-20-15	20	15	2900	4.5	2.2	45	100
ZW40-15-30	15	30	2900	4.5	3	60	120
ZW50-10-20	10	20	2900	4.5	2.2	58	100
ZW50-20-12	20	12	2900	4.5	2.2	45	100
ZW50-15-30	15	30	2900	4.5	3	60	120
ZW50-20-35	20	35	2900	4.5	5.5	48	150
ZW65-30-18	30	18	1450	4.5	4	60	200
ZW65-25-30	25	30	2900	4.5	5.5	50	200
ZW65-25-40	25	40	2900	4.5	7.5	55	200
ZW65-40-25	40	25	1450	4.5		50	200
ZW80-40-16	40	16	1450	4	4	62	240
ZW80-40-25	40	25	2900	4	7.5	50	200
ZW80-25-40	25	40	2900	4	7.5	50	200
ZW80-65-25	65	25	2900 [^]	4	7.5	52	240
ZW80-80-35	80	35	2900	4	15	62	285
ZW80-40-50	40	50	2900	4	18.5	50	450
ZW80-50-60	50	60	2900	4	22	55	340
ZW100-100-15	100	15	1450	4	7.5	65	300
ZW100-80-20	80	20	1450	4	7.5	65	300
ZW100-100-20	100	20	1450	4	11	53	340
ZW100-100-30	100	30	2900	4	22	53	510
ZW125-120-20	120	20	1450	4	15	60	500
ZW150-180-14	180	14	1450	4	15	60	500
ZW150-180-20	180	20	1450	4	22	60	570
ZW150-180-30	180	30	1450	4	37	65	680
ZW150-180-38	180	38	1450	4	55	45	800
ZW200-280-14	280	14	1450	4	22	65	700
ZW200-280-28	280	28	1450	4	55	55	940
ZW200-300-18	300	18	1450	4	37	65	800
ZW250-420-20	420	20	1450	4	55	61	1150
ZW300-800-14	800	14	1450	4	55	65	1400

PERFORMANCE PARAMETER

型号 Model	流量 Capacity (m³/h)	扬程 Head (m)	转速 Rotate speed (r/min)	自吸高度 Self-suction height (m)	功率 Power(kW)		效率 Efficiency (%)	重量 Weight (kg)
					轴功率 Shaft power	电机功率 Motor power		
25CZY-A-20	3.2	20	2900	5	0.6	1.1	38	72
25CZY-A-32	3.2	32	2900	5	1.1	1.5	30	80
40CZY-A-20	6.3	20	2900	5	1	1.5	33	85
40CZY-A-32	6.3	32	2900	5	1.21	2.2	39	100
40CZY-A-40	10	40	2900	5	2.7	4	40	138
50CZY-A-12	15	12	2900	5	1.1	1.5	45	90
50CZY-A-20	18	20	2900	5	1.8	2.2	55	98
50CZY-A-30	20	30	2900	5	2.6	4	63	140
50CZY-A-35	14	35	2900	5	2.7	4	49	145
50CZY-A-40	10	40	2900	5	2.7	4	40	145
50CZY-A-50	12.5	50	2900	5	4.3	5.5	40	160
50CZY-A-60	15	60	2900	5	6.2	7.5	40	190
50CZY-A-75	20	75	2900	5	9.8	11	42	240
65CZY-A-15	30	15	2900	5	1.9		65	100
65CZY-A-25	30	25	2900	5	3.2	5.5	67	125
65CZY-A-32	25	32	2900	5	4.4	5.5	50	165
80CZY-A-13	35	13	2900	4.5	2.9	4	42	107
80CZY-A-17	43	17	2900	4.5	3.1	4	64	156
80CZY-A-22	40	22	2900	4.5	4.4	5.5	55	169
80CZY-A-25	50	25	2900^	4.5	5.2	7.5	66	177
80CZY-A-32	50	32	2900	4.5	6.8	7.5	64	180
80CZY-A-55	60	55	2900	4.5	15	18.5	60	310
80CZY-A-70	60		2900	4.5	20.1	22	57	333
100CZY-A-20	100	20	2900	4.5	7.8	11	70	258
100CZY-A-32	100	32	2900	4.5	13.2	15	65	310
100CZY-A-40	100	40	2900	4.5	15.1	18.5	72	455
100CZY-A-65	100	65	2900	4.5	27.7	30	64	620
100CZY-A-80	70	75	2900	4.5	22.4	30	64	650
150CZY-A-45	170	45	2900	4	25.7	37	62	600
150CZY-A-55	160	55	2900	4	39.2	45	65	830
150CZY-A-65	170	65	2900	4	46.3	55	65	957
150CZY-A-65A	170	65	1450	4	49.8	55	60	1138
150CZY-A-80	150	80	2900	4	53.6	55	65	986
200CZY-A-32	400	32	1450	4	52.1	55	67	1205
200CZY-A-63	280	63	1450	4	73.9	90	65	1338
200CZY-A-65	350	65	1450	4	97.2	110	64	1553
250CZY-A-32	550	32	1450	4	72.3	75	66	1307
250CZY-A-50	400	50	1450	4	80	90	68	1486
250CZY-A-55	450	55	1450	4	102.1	110	66	1681
300CZY-A-32	600	32	1450	4	79.2	90	66	1608
300CZY-A-50	500	50	1450	4	104.6	110	65	1728
300CZY-A-55	550	55	1450	4	117.6	132	70	1995



Self Suction Centrifugal Pump Self Priming Pumps

ZX self-suction pump is applicable for environment protection, architecture, fire control, chemical, pharmaceutical, printing and dyeing, brewing, electric power, paper-making

Product Description

The self priming centrifugal pump is developed according ISO2858 standard, there are ZX self priming centrifugal pumps, ZW self priming non-clog degree pump, FZB(PZB)fluoroplastic self priming pump corrosion resistance pump and the CYZ-A self priming centrifugal oil pump. CYZ-A self priming centrifugal oil pump is widely used in oil industry, land oil depot, oil tank truck, etc. It is suitable for bilge pump, fire pump and so on. It can also be used as a scavenging pump on water vessels, and the cleaning effect is

very good. If you choose using corrosion-resistant mechanical seal and stainless steel material, the pump can also be used in chemical industry, pharmaceutical industry, brewing, electroplating, printing, papermaking, power mine and other industries.

Character:

The self priming centrifugal pump has simple structure, so it is easy to operate and repair. It has high efficiency, long service life, stable operation and strong self priming ability. There is no need to install the bottom valve in the pipeline, only need to ensure that the pump body is stored with a certain amount of liquid before work. Thus simplifying the plumbing system and improving working conditions.

Typical Uses:

The medium temperature should be less or equal to 80°C. This product is widely apply to:

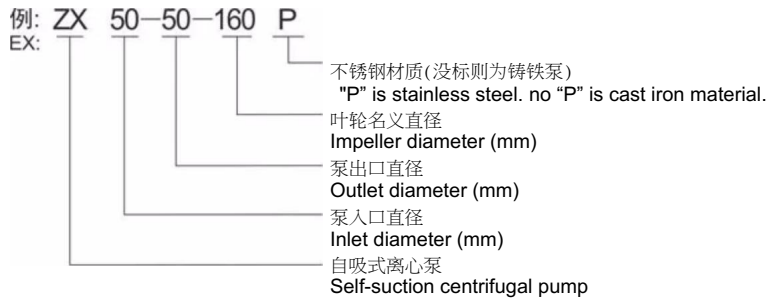
Chemical Industry	Petroleum Industry	Pharmaceutical Industry
Biological Industry	Nuclear Power Plant	Nonferrous Metal
Food Industry	Automotive Industry	Municipal Water Supply

GENERAL

ZX型自吸泵适用于城市环保、建筑、消防、化工、制药、染料、印染、酿造、电力、电镀、造纸、工矿冲洗、设备冷却等。

ZX self-suction pump is applicable for environment protection, architecture, fire control, chemical, pharmaceutical, printing and dyeing, brewing, electric power, galvanizing, paper-making, etc.

MEANING OF THE MODEL



OPERATION PARAMETER

口径: DN25 ~ DN150mm

流量: 2.5 ~ 160m³/h

扬程: 17 ~ 80 m

转速: 2900r/min

工作温度: <120°C

粘度: <100mm²/s

压力: <1.6Mpa

自吸高度: <5m

电机功率: 1.1 ~ 55kW

Caliber: DN25 ~ DN150mm

Capacity: 2K ~ 160m³/h

Head: 17 ~ 80m

Rotate speed: 2900r/min

Work temperature: \leq 120°C

Viscosity: <100mm²/s

Pressure: \leq 1.6Mpa

Self-suction height: \leq 5m

Motor power: 1.1 ~ 55kW

PERFORMANCE PARAMETER

型号 Model	流量 Capacity (m ³ /h)	扬程 Head (m)	转速 Rotate speed (r/min)	自吸高度 Self-suction height (m)	功率Power (kW)		效率 Efficiency (%)	重量 Weight (kg)
					轴功率 Shaft power	电机功率 Motor power		
ZX25-25-125	3.2	20	2900	5	0.46	1.1	36	58
ZX25-25-160	3.2	32		5	0.8	1.5	33	69
ZX32-25-160	3.2	32		5	0.82	1.5	34	72
ZX32-25-180	3.2	40		5	1.4	4	20	120
ZX32-25-200	3.2	50		5	1.6	4	28	125

(续)

型号 Model	流量 Capacity (m ³ /h)		转速 Rotate speed (r/min)	自吸高度 Self-suction height (m)	功率 Power (kW)		效率 Efficiency (%)	重量 Weight (kg)
					轴功率 Shaft power	电机功率 Motor power		
ZX40-32-125	6.3	20	2900	5	0.87	1.5	40	74
ZX40-32-160	6.3	30		5	1.37	2.2	40	70
ZX40-32-180	6.3	40		5	2.53	4	43	129
ZX40-32-200	6.3	50		5	2	4	43	150
ZX50-50-125	12.5	20		5	1.8	2.2	55	186
ZX50-50-160	12.5	32		5	2.7	4	40	127
ZX50-50-180	12.5	40		5	2.7	4	50	136
ZX50-50-200	12.5	50		5	4.3	5.5	40	145
ZX50-50-230	12.5	60		5	6.2	7.5	40	173
ZX50-50-250	12.5	70		5	9.8		42	223
ZX65-50-125	25	17		4.5	2	3	58	110
ZX65-50-160	25	32		4.5	4.4		50	150
ZX65-50-200	25	50		4.5	6.8	7.5	50	171
ZX65-50-250	25	70			15	15	40	230
ZX80-65-125	35	17		4.5	3.1	4	52	115
ZX80-65-140	50			4.5	4.4	5.5	62	140
ZX80-65-160	50			4.5	6.8	7.5	64	163
ZX80-65-200	60			4.5	15	18.5	55	260
ZX80-65-230	55	60		4.5	15	18.5	60	262
ZX80-65-250	60	70		4.5	20.1	22	57	303
ZX100-100-125	100	20		4.5	7.8	11	70	241
ZX100-100-160	100	32		4.5	15.9	18.5	55	280
ZX100-100-180	100	40		4.5	16.3	18.5	67	435
ZX100-100-200	100	50		4.5	18.5	22	74	474
ZX100-100-230	100	65		4.5	27.7	30	64	570
ZX100-100-250	70	80		4.5	24.2	30	63	600
ZX150-100-200	160	55		4	39.2	45	61	7的
ZX150-100-250	160	75		4	53.6	55	61	820

注：性能超出此范围，可另行设计。

Note: We can special design for you if the pump is not including in this table.

PERFORMANCE PARAMETER

型号 Model	流量 Capacity (m ³ /h)	扬程 Head (m)	转速 Rotate speed (r/min)	自吸高度 Self-suction height (m)	电机功率 Motor power (kW)	效率 Efficiency (%)	重量 Weight (kg)
ZW25-8-15	8	15	2900	4.5	1.5	45	100
ZW32-5-20	5	20	2900	4.5	2.2	45	100
ZW32-10-20	10	20	2900	4.5	2.2	45	100
ZW32-20-12	20	12	2900	4.5	3	45	100
ZW40-10-20	10	20	2900	4.5	2.2	45	100
ZW40-20-15	20	15	2900	4.5	2.2	45	100
ZW40-15-30	15	30	2900	4.5	3	60	120
ZW50-10-20	10	20	2900	4.5	2.2	58	100
ZW50-20-12	20	12	2900	4.5	2.2	45	100
ZW50-15-30	15	30	2900	4.5	3	60	120
ZW50-20-35	20	35	2900	4.5	5.5	48	150
ZW65-30-18	30	18	1450	4.5	4	60	200
ZW65-25-30	25	30	2900	4.5	5.5	50	200
ZW65-25-40	25	40	2900	4.5	7.5	55	200
ZW65-40-25	40	25	1450	4.5		50	200
ZW80-40-16	40	16	1450	4	4	62	240
ZW80-40-25	40	25	2900	4	7.5	50	200
ZW80-25-40	25	40	2900	4	7.5	50	200
ZW80-65-25	65	25	2900 [^]	4	7.5	52	240
ZW80-80-35	80	35	2900	4	15	62	285
ZW80-40-50	40	50	2900	4	18.5	50	450
ZW80-50-60	50	60	2900	4	22	55	340
ZW100-100-15	100	15	1450	4	7.5	65	300
ZW100-80-20	80	20	1450	4	7.5	65	300
ZW100-100-20	100	20	1450	4	11	53	340
ZW100-100-30	100	30	2900	4	22	53	510
ZW125-120-20	120	20	1450	4	15	60	500
ZW150-180-14	180	14	1450	4	15	60	500
ZW150-180-20	180	20	1450	4	22	60	570
ZW150-180-30	180	30	1450	4	37	65	680
ZW150-180-38	180	38	1450	4	55	45	800
ZW200-280-14	280	14	1450	4	22	65	700
ZW200-280-28	280	28	1450	4	55	55	940
ZW200-300-18	300	18	1450	4	37	65	800
ZW250-420-20	420	20	1450	4	55	61	1150
ZW300-800-14	800	14	1450	4	55	65	1400

PERFORMANCE PARAMETER

型号 Model	流量 Capacity (m³/h)	扬程 Head (m)	转速 Rotate speed (r/min)	自吸高度 Self-suction height (m)	功率 Power(kW)		效率 Efficiency (%)	重量 Weight (kg)
					轴功率 Shaft power	电机功率 Motor power		
25CZY-A-20	3.2	20	2900	5	0.6	1.1	38	72
25CZY-A-32	3.2	32	2900	5	1.1	1.5	30	80
40CZY-A-20	6.3	20	2900	5	1	1.5	33	85
40CZY-A-32	6.3	32	2900	5	1.21	2.2	39	100
40CZY-A-40	10	40	2900	5	2.7	4	40	138
50CZY-A-12	15	12	2900	5	1.1	1.5	45	90
50CZY-A-20	18	20	2900	5	1.8	2.2	55	98
50CZY-A-30	20	30	2900	5	2.6	4	63	140
50CZY-A-35	14	35	2900	5	2.7	4	49	145
50CZY-A-40	10	40	2900	5	2.7	4	40	145
50CZY-A-50	12.5	50	2900	5	4.3	5.5	40	160
50CZY-A-60	15	60	2900	5	6.2	7.5	40	190
50CZY-A-75	20	75	2900	5	9.8	11	42	240
65CZY-A-15	30	15	2900	5	1.9		65	100
65CZY-A-25	30	25	2900	5	3.2	5.5	67	125
65CZY-A-32	25	32	2900	5	4.4	5.5	50	165
80CZY-A-13	35	13	2900	4.5	2.9	4	42	107
80CZY-A-17	43	17	2900	4.5	3.1	4	64	156
80CZY-A-22	40	22	2900	4.5	4.4	5.5	55	169
80CZY-A-25	50	25	2900^	4.5	5.2	7.5	66	177
80CZY-A-32	50	32	2900	4.5	6.8	7.5	64	180
80CZY-A-55	60	55	2900	4.5	15	18.5	60	310
80CZY-A-70	60		2900	4.5	20.1	22	57	333
100CZY-A-20	100	20	2900	4.5	7.8	11	70	258
100CZY-A-32	100	32	2900	4.5	13.2	15	65	310
100CZY-A-40	100	40	2900	4.5	15.1	18.5	72	455
100CZY-A-65	100	65	2900	4.5	27.7	30	64	620
100CZY-A-80	70	75	2900	4.5	22.4	30	64	650
150CZY-A-45	170	45	2900	4	25.7	37	62	600
150CZY-A-55	160	55	2900	4	39.2	45	65	830
150CZY-A-65	170	65	2900	4	46.3	55	65	957
150CZY-A-65A	170	65	1450	4	49.8	55	60	1138
150CZY-A-80	150	80	2900	4	53.6	55	65	986
200CZY-A-32	400	32	1450	4	52.1	55	67	1205
200CZY-A-63	280	63	1450	4	73.9	90	65	1338
200CZY-A-65	350	65	1450	4	97.2	110	64	1553
250CZY-A-32	550	32	1450	4	72.3	75	66	1307
250CZY-A-50	400	50	1450	4	80	90	68	1486
250CZY-A-55	450	55	1450	4	102.1	110	66	1681
300CZY-A-32	600	32	1450	4	79.2	90	66	1608
300CZY-A-50	500	50	1450	4	104.6	110	65	1728
300CZY-A-55	550	55	1450	4	117.6	132	70	1995



ZX Self priming Mechanical Seal Centrifugal Pumps

Product Description:

The self priming centrifugal pump is developed according ISO2858 standard, there are ZX self priming centrifugal pumps, ZW self priming non-clog degree pump, FZB(PZB)fluoroplastic self priming pump corrosion resistance pump and the CYZ-A self priming centrifugal oil pump. CYZ-A self priming centrifugal oil pump is widely used in oil industry, land oil depot, oil tank truck, etc. It is suitable for bilge pump, fire pump and so on. It can also be used as a scavenging pump on water vessels, and the cleaning effect is very good. If you choose using corrosion-resistant mechanical seal and stainless steel material, the pump can also be used in chemical industry, pharmaceutical industry, brewing, electroplating, printing, papermaking, power mine and

other industries

Product Description

Character:

The self priming centrifugal pump has simple structure, so it is easy to operate and repair. It has high efficiency, long service life, stable operation and strong self priming ability. There is no need to install the bottom valve in the pipeline, only need to ensure that the pump body is stored with a certain amount of liquid before work. Thus simplifying the plumbing system and improving working conditions.

Typical Uses:

The medium temperature should be less or equal to 80°C. This product is widely apply to:

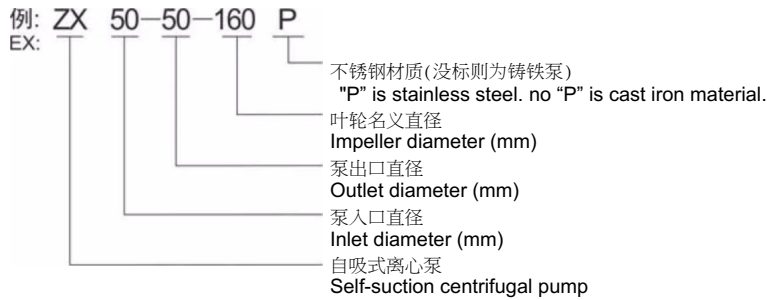
Chemical Industry	Petroleum Industry	Pharmaceutical Industry
Biological Industry	Nuclear Power Plant	Nonferrous Metal
Food Industry	Automotive Industry	Municipal Water Supply

GENERAL

ZX型自吸泵适用于城市环保、建筑、消防、化工、制药、染料、印染、酿造、电力、电镀、造纸、工矿冲洗、设备冷却等。

ZX self-suction pump is applicable for environment protection, architecture, fire control, chemical, pharmaceutical, printing and dyeing, brewing, electric power, galvanizing, paper-making, etc.

MEANING OF THE MODEL



OPERATION PARAMETER

口径: DN25 ~ DN150mm

流量: 2.5 ~ 160m³/h

扬程: 17 ~ 80 m

转速: 2900r/min

工作温度: <120°C

粘度: <100mm²/s

压力: <1.6Mpa

自吸高度: <5m

电机功率: 1.1 ~ 55kW

Caliber: DN25 ~ DN150mm

Capacity: 2K ~ 160m³/h

Head: 17 ~ 80m

Rotate speed: 2900r/min

Work temperature: \leq 120°C

Viscosity: <100mm²/s

Pressure: \leq 1.6Mpa

Self-suction height: \leq 5m

Motor power: 1.1 ~ 55kW

PERFORMANCE PARAMETER

型号 Model	流量 Capacity (m ³ /h)	扬程 Head (m)	转速 Rotate speed (r/min)	自吸高度 Self-suction height (m)	功率Power (kW)		效率 Efficiency (%)	重量 Weight (kg)
					轴功率 Shaft power	电机功率 Motor power		
ZX25-25-125	3.2	20	2900	5	0.46	1.1	36	58
ZX25-25-160	3.2	32		5	0.8	1.5	33	69
ZX32-25-160	3.2	32		5	0.82	1.5	34	72
ZX32-25-180	3.2	40		5	1.4	4	20	120
ZX32-25-200	3.2	50		5	1.6	4	28	125



ZW SERIES Self priming No-clog Dredge Centrifugal Pumps

Product Description:

The self priming centrifugal pump is developed according ISO2858 standard, there are ZX self priming centrifugal pumps, ZW self priming non-clog degree pump, FZB(PZB)fluoroplastic self priming pump corrosion resistance pump and the CYZ-A self priming centrifugal oil pump. CYZ-A self priming centrifugal oil pump is widely used in oil industry, land oil depot, oil tank truck, etc. It is suitable for bilge pump, fire pump and so on. It can also be used as a scavenging pump on water vessels, and the cleaning effect is very good. If you choose using corrosion-resistant mechanical seal and stainless steel material, the pump can also be used in chemical industry, pharmaceutical industry, brewing, electroplating, printing, papermaking, power mine and

other industries.

Product Description

Character:

The self priming centrifugal pump has simple structure, so it is easy to operate and repair. It has high efficiency, long service life, stable operation and strong self priming ability. There is no need to install the bottom valve in the pipeline, only need to ensure that the pump body is stored with a certain amount of liquid before work. Thus simplifying the plumbing system and improving working conditions.

Typical Uses:


The medium temperature should be less or equal to 80°C. This product is widely apply to:

Chemical Industry	Petroleum Industry	Pharmaceutical Industry
Biological Industry	Nuclear Power Plant	Nonferrous Metal
Food Industry	Automotive Industry	Municipal Water Supply

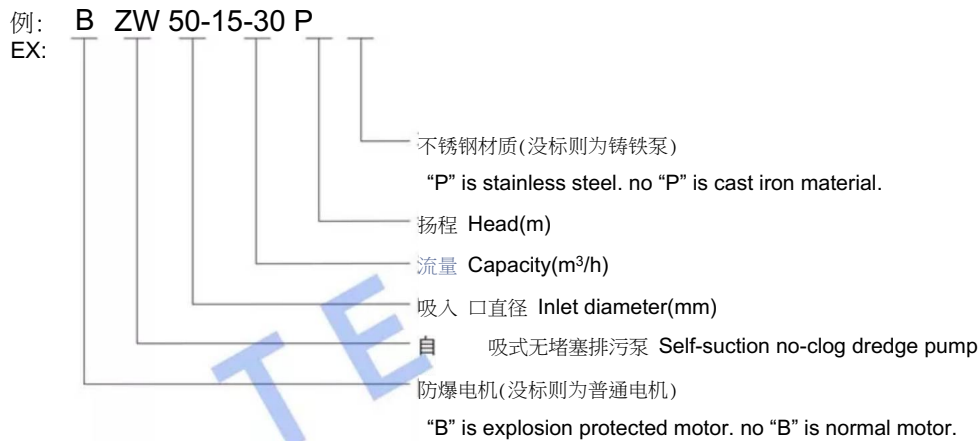
GENERAL

ZW型自吸式无堵塞排污泵集自吸和无堵塞排污于一体，采用轴向回流外混式，并通过泵体、叶轮流道的独特设计，既有一般自吸清水泵那样不需要安装底阀和灌引水，又可吸排含有大颗粒固体悬浮物的杂质液体。

ZW self-suction no-clog dredge pump is good at pumping the liquid which include the big particle seston, and it is also can be used like the normal clean water self-suction pump. no need to fix the base valve and watering because of the special design of pump body and impeller runner.



MEANING OF THE MODEL



OPERATION PARAMETER

口径: DN25 ~ DN300mm

流量: 5~800m³/h

扬程: 12~60m

转速: 2900r/min; 1450r/min

工作温度: 名60K120°C(特殊)

粘度: ^150mm²/s

压力: ≥1.6Mpa

自吸高度: ^4.5m

电机功率: 1.5~55kW

Caliber: DN25 ~ DN300mm

Capacity: 5 ~ 800m³/h

Head: 12 ~ 60m

Rotate speed: 2900r/min; 1450r/min

Work temperature: ≥60°C; ≥120°C(Special)

Viscosity: ^150mm²/s

Pressure: ≥1.6Mpa

Self-suction height: ≥4.5m

Motor power: 1.5~55kW

PERFORMANCE PARAMETER

型号 Model	流量 Capacity (m ³ /h)	扬程 Head (m)	转速 Rotate speed (r/min)	自吸高度 Self-suction height (m)	电机功率 Motor power (kW)	效率 Efficiency (%)	重量 Weight (kg)
ZW25-8-15	8	15	2900	4.5	1.5	45	100
ZW32-5-20	5	20	2900	4.5	2.2	45	100
ZW32-10-20	10	20	2900	4.5	2.2	45	100
ZW32-20-12	20	12	2900	4.5	3	45	100
ZW40-10-20	10	20	2900	4.5	2.2	45	100
ZW40-20-15	20	15	2900	4.5	2.2	45	100
ZW40-15-30	15	30	2900	4.5	3	60	120
ZW50-10-20	10	20	2900	4.5	2.2	58	100
ZW50-20-12	20	12	2900	4.5	2.2	45	100
ZW50-15-30	15	30	2900	4.5	3	60	120
ZW50-20-35	20	35	2900	4.5	5.5	48	150
ZW65-30-18	30	18	1450	4.5	4	60	200
ZW65-25-30	25	30	2900	4.5	5.5	50	200
ZW65-25-40	25	40	2900	4.5	7.5	55	200
ZW65-40-25	40	25	1450	4.5		50	200
ZW80-40-16	40	16	1450	4	4	62	240
ZW80-40-25	40	25	2900	4	7.5	50	200
ZW80-25-40	25	40	2900	4	7.5	50	200
ZW80-65-25	65	25	2900 [^]	4	7.5	52	240
ZW80-80-35	80	35	>900	4	15	62	285
ZW80-40-50	4()	50	2900	4	18.5	50	450
ZW80-50-60	5()	60	2900	4	22	55	340
ZW100-100-15	100	15	1450	4	7.5	65	300
ZW100-80-20	80	20	1450	4	7.5	65	300
ZW100-100-20	100	20	1450	4	11	53	340
ZW100-100-30	100	30	2900	4	22	53	510
ZW125-120-20	120	20	1450	4	15	60	500
ZW150-180-14	180	14	1450	4	15	60	500
ZW150-180-20	180	20	1450	4	22	60	570
ZW150-180-30	180	30	1450	4	37	65	680
ZW150-180-38	180	38	1450	4	55	45	800
ZW200-280-14	280	14	1450	4	22	65	700
ZW200-280-28	280	28	1450	4	55	55	940
ZW200-300-18	300	18	1450	4	37	65	800
ZW250-420-20	420	20	1450	4	55	61	1150
ZW300-800-14	800	14	1450	4	55	65	1400

По вопросам продаж и поддержки обращайтесь:

Алматы (7273)495-231	Казань (843)206-01-48	Новокузнецк (3843)20-46-81	Смоленск (4812)29-41-54
Архангельск (8182)63-90-72	Калининград (4012)72-03-81	Новосибирск (383)227-86-73	Сочи (862)225-72-31
Астрахань (8512)99-46-04	Калуга (4842)92-23-67	Омск (3812)21-46-40	Ставрополь (8652)20-65-13
Барнаул (3852)73-04-60	Кемерово (3842)65-04-62	Орел (4862)44-53-42	Сургут (3462)77-98-35
Белгород (4722)40-23-64	Киров (8332)68-02-04	Оренбург (3532)37-68-04	Тверь (4822)63-31-35
Брянск (4832)59-03-52	Краснодар (861)203-40-90	Пенза (8412)22-31-16	Томск (3822)98-41-53
Владивосток (423)249-28-31	Красноярск (391)204-63-61	Пермь (342)205-81-47	Тула (4872)74-02-29
Волгоград (844)278-03-48	Курск (4712)77-13-04	Ростов-на-Дону (863)308-18-15	Тюмень (3452)66-21-18
Вологда (8172)26-41-59	Липецк (4742)52-20-81	Рязань (4912)46-61-64	Ульяновск (8422)24-23-59
Воронеж (473)204-51-73	Магнитогорск (3519)55-03-13	Самара (846)206-03-16	Уфа (347)229-48-12
Екатеринбург (343)384-55-89	Москва (495)268-04-70	Санкт-Петербург (812)309-46-40	Хабаровск (4212)92-98-04
Иваново (4932)77-34-06	Мурманск (8152)59-64-93	Саратов (845)249-38-78	Челябинск (351)202-03-61
Ижевск (3412)26-03-58	Набережные Челны (8552)20-53-41	Севастополь (8692)22-31-93	Череповец (8202)49-02-64
Иркутск (395)279-98-46	Нижний Новгород (831)429-08-12	Симферополь (3652)67-13-56	Ярославль (4852)69-52-93
Россия (495)268-04-70	Киргизия (996)312-96-26-47	Казахстан (7172)727-132	